


The Ultimate Guide to Building Shred Metal Technique on Guitar

So you want to shred on guitar? You're not alone. Shredding is one of the most impressive and awe-inspiring techniques in all of guitar playing. It's the ability to play lightning-fast runs and solos with precision, speed, and accuracy.

But shredding isn't just for show. It's also a valuable tool for expression and creativity. When you master shredding, you open up a whole new world of possibilities on the guitar.



Metal Guitar Chop Shop: Building Shred & Metal Technique (Guitar: Metal) by Joe Stump

★★★★☆ 4.7 out of 5

Language : English

File size : 95305 KB

Text-to-Speech : Enabled

Print length : 104 pages

Screen Reader : Supported



If you're ready to take your guitar playing to the next level, then this guide is for you. We'll cover everything you need to know about building shred metal technique, from scales and arpeggios to picking techniques and legato.

Scales and Arpeggios

Scales and arpeggios are the foundation of shred metal technique. They provide the raw material that you'll use to build your shredding vocabulary.

Start by learning the major and minor scales. Once you have those down, you can move on to more complex scales, such as the pentatonic scale, the blues scale, and the harmonic minor scale.

Arpeggios are also essential for shredding. They're basically broken chords, and they can be used to create a variety of different sounds and textures.

There are many different ways to practice scales and arpeggios. You can use a metronome, play along with backing tracks, or simply practice them on your own.

Picking Techniques

Picking technique is another important element of shred metal. The most common picking techniques are alternate picking and sweep picking.

Alternate picking is the most basic picking technique. It involves picking upstrokes with your downstroke hand and downstrokes with your upstroke hand.

Sweep picking is a more advanced picking technique that involves picking multiple strings in a single motion. It's often used to create fast, fluid passages.

There are many other picking techniques that you can learn, but alternate picking and sweep picking are the two most essential ones for shred metal.

Legato

Legato is a technique that allows you to play notes smoothly and connectedly. It's often used to create melodic phrases and solos.

There are many different ways to achieve legato. The most common method is to use hammer-ons and pull-offs.

Hammer-ons are played by striking a string with your picking hand and then quickly "hammering" the next note with your fretting hand.

Pull-offs are played by fretting a note with your fretting hand and then quickly "pulling off" your finger to play the next note.

Legato can be a difficult technique to master, but it's essential for shred metal. It allows you to play fast, fluid passages with ease.

Tapping

Tapping is a technique that allows you to play notes on the guitar by tapping the strings with your picking hand.

Tapping is a very versatile technique that can be used to create a variety of different sounds and effects. It's often used to play fast, complex passages that would be difficult to play with traditional picking techniques.

There are many different ways to tap on the guitar. The most common method is to use your picking hand to tap the strings on the fretboard.

Tapping can be a difficult technique to master, but it's a valuable tool for shred metal guitarists. It allows you to play fast, complex passages with

ease.

Putting It All Together

Once you've mastered the individual techniques of shred metal, it's time to start putting them all together.

Start by practicing simple exercises that combine scales, arpeggios, picking techniques, and legato.

Once you've mastered the basics, you can start to develop your own shred metal licks and solos.

Shredding on guitar is a complex and challenging technique, but with the right practice and dedication, it can be mastered.

So if you're ready to take your guitar playing to the next level, start practicing today.

Shredding on guitar is an impressive and awe-inspiring technique that can open up a whole new world of possibilities for guitarists.


If you're ready to take your guitar playing to the next level, then start practicing the techniques outlined in this guide.

With the right practice and dedication, you'll be shredding like a pro in no time.

Additional Resources

* [Shred Guitar Lessons](<https://www.guitarlessons.com/styles/shred>) *
[Shred Guitar Techniques](<https://www.youtube.com/watch?>

v=x6vWCMUhw8) * [Shred Guitar Solos](https://www.ultimate-guitar.com/tabs/full/shred)



Metal Guitar Chop Shop: Building Shred & Metal Technique (Guitar: Metal) by Joe Stump

★★★★☆ 4.7 out of 5

Language : English

File size : 95305 KB

Text-to-Speech: Enabled


Print length : 104 pages

Screen Reader : Supported



Travesti Life in the Favela: An Exploration of Identity, Survival, and Resistance

In the bustling favelas of Brazil, travestis—transgender women—face a unique set of challenges and opportunities. They are often...



Corruption and Development in South Korea and the Philippines: A Comparative Analysis

Corruption is a major problem in many developing countries. It can lead to a wide range of negative consequences, including economic stagnation,...

