


# The Ultimate Beginner's Guide to Hit Drums: Master the Basics and Beyond

Welcome to the thrilling world of drumming! Whether you're a complete novice or have some prior experience, this comprehensive beginner's guide to hit drums is designed to provide you with all the essential knowledge and techniques to navigate the rhythmic landscape with confidence.

Hit drums, also known as percussion instruments, offer a mesmerizing fusion of sound and rhythm that can elevate any musical performance. With their versatile nature, they cater to a wide range of musical genres, from rock and pop to jazz and even classical music.



## I Hit Drums - A Beginner's Guide by Marc Rollins-McKie

★★★★★ 5 out of 5

Language : English

File size : 50324 KB

Print length : 99 pages

Screen Reader : Supported



Embark on this drumming journey with us as we delve into the intricacies of a drum kit, explore the fundamental rhythms, and uncover the secrets of various drumming techniques. Let's unlock the rhythmic potential within you and create unforgettable musical moments.

## Choosing the Right Drum Kit

Choosing a drum kit is the first step towards becoming a drummer. With a vast array of options available, selecting the right kit for your needs and aspirations is crucial.

## **Acoustic vs. Electronic Drum Kits**

Acoustic drum kits, as the name suggests, produce sound through physical resonating membranes. These kits typically consist of a snare drum, bass drum, tom-toms, cymbals, and hardware. Acoustic drum kits offer a traditional and authentic drumming experience, with the natural sound and feel of real drums.

Electronic drum kits, on the other hand, use electronic pads and sensors to trigger drum sounds. These kits are popular for their versatility, portability, and built-in features like programmable rhythms and built-in sounds. They are also quieter than acoustic drum kits, making them ideal for practicing in urban environments or late at night.

## **Drum Kit Components**

A basic acoustic drum kit typically includes the following components:

- **Snare drum:** A smaller drum that sits on a stand and is played with drum sticks.
- **Bass drum:** The largest drum, played with a foot pedal.
- **Tom-toms:** Medium-sized drums that are mounted on the bass drum or on a separate stand.
- **Cymbals:** Metal discs that produce a shimmering or crashing sound when struck.

- **Hardware:** Includes the drum throne (seat), drum pedals, and stands that hold the drums and cymbals in place.



## Factors to Consider When Choosing a Drum Kit

When selecting a drum kit, consider the following factors:

- **Budget:** Drum kits can range in price from hundreds to thousands of dollars. Set a realistic budget before you start shopping.
- **Musical style:** Different musical genres require different types of drum kits. For rock music, a larger kit with more cymbals may be preferred, while for jazz, a smaller kit with a focus on snare and bass drum may be more suitable.

- **Skill level:** If you're a beginner, a basic kit with a limited number of drums and cymbals may be sufficient. As you progress, you can gradually upgrade to a more advanced kit.
- **Space:** Acoustic drum kits require a fair amount of space to set up. Consider the available space in your practice or performance area before purchasing a kit.

## Mastering Basic Rhythms

Once you've chosen your drum kit, it's time to learn the fundamental rhythms that form the foundation of drumming.

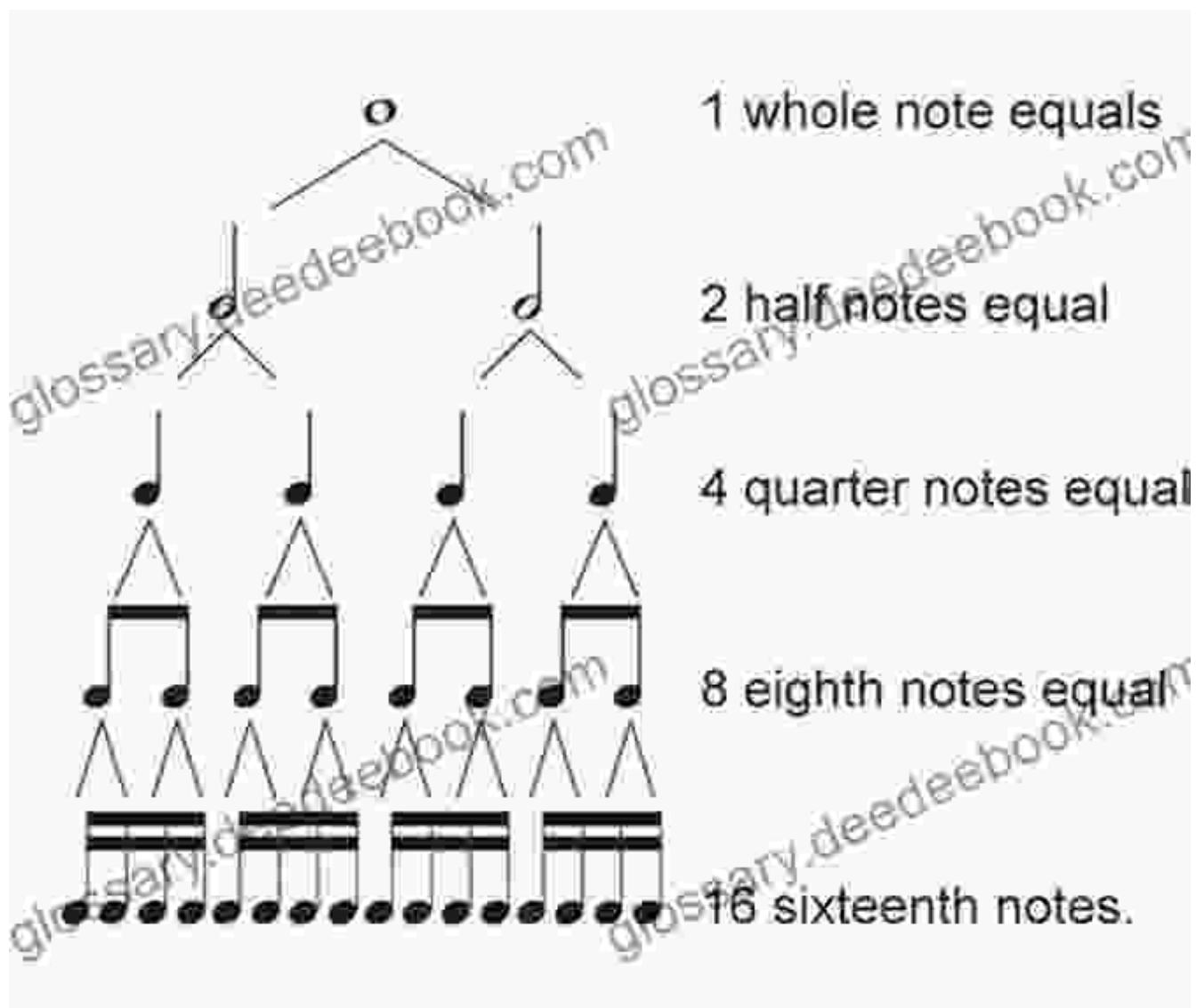
### Quarter Notes and Half Notes

Quarter notes receive one beat, while half notes receive two beats. In 4/4 time signature, the most common time signature used in popular music, a measure consists of four quarter notes or two half notes.



### Eighth Notes and Sixteenth Notes

Eighth notes receive half a beat, and sixteenth notes receive a quarter of a beat. These smaller note values add complexity and variety to rhythms.



## Basic Drum Beats

Using these basic note values, you can start practicing simple drum beats:

- **4/4 Time Signature:** A basic 4/4 beat consists of four quarter notes played on the snare drum (S), bass drum (B), and hi-hat cymbal (HH), as follows: S-B-HH-S-B-HH-S-B
- **3/4 Time Signature:** A waltz rhythm in 3/4 time signature consists of three quarter notes, played as follows: S-B-HH-S-B

- **2/4 Time Signature:** A march rhythm in 2/4 time signature consists of two quarter notes, played as follows: S-B-S-B

## **Essential Drumming Techniques**

In addition to mastering basic rhythms, developing proper drumming techniques is crucial for enhancing your playing.

### **Grip and Posture**

Proper grip and posture are fundamental to efficient and comfortable drumming. For a matched grip, hold the sticks with your palms facing each other. The fulcrum point should rest between your thumb and index finger, while the remaining fingers support the stick.

Sit on the drum throne with your feet flat on the floor and your back straight. Position the drums and cymbals within comfortable reach.

### **Rudiments and Fills**

Rudiments are essential drumming patterns that form the building blocks of complex rhythms. Some common rudiments include the single stroke roll, double stroke roll, and paradiddle.

Fills are short, improvised patterns played between the main beats of a song. They add interest and excitement to the performance.

### **Dynamics and Timing**

Dynamics refer to the volume and intensity of your playing. Varying dynamics can create expressive performances. Timing is equally important, as it ensures that your drumming is in sync with the music.


## Practice and Patience

Like any skill, drumming proficiency requires regular practice. Set aside dedicated practice time each day, even if it's just for 15-30 minutes. Stay patient, and with consistent effort, you will see significant progress over time.

Congratulations on embarking on your drumming journey! With this comprehensive guide, you have gained the fundamental knowledge and techniques to navigate the rhythmic landscape of hit drums.

Remember, consistent practice, patience, and a passion for drumming will lead you to new heights. Explore different drumming styles, learn from experienced drummers, and never stop pushing your rhythmic boundaries.

Whether you aspire to perform on stage or simply enjoy the rhythmic expression of drumming, we wish you a fulfilling and exhilarating musical adventure.



### **I Hit Drums - A Beginner's Guide** by Marc Rollins-McKie

★★★★★ 5 out of 5

Language : English

File size : 50324 KB

Print length : 99 pages

Screen Reader : Supported

FREE


DOWNLOAD E-BOOK





## **Travesti Life in the Favela: An Exploration of Identity, Survival, and Resistance**

In the bustling favelas of Brazil, travestis—transgender women—face a unique set of challenges and opportunities. They are often...



## **Corruption and Development in South Korea and the Philippines: A Comparative Analysis**

Corruption is a major problem in many developing countries. It can lead to a wide range of negative consequences, including economic stagnation,...