


# The Inch and 12 Inch Quilt Block: A Comprehensive Guide with Patterns and Instructions



## Simple Quilt Pattern Blocks: 6 Inch and 12 Inch Quilt

**Block** by Beth Ann Strub

★★★★☆ 4.4 out of 5

Language : English

File size : 2551 KB

Screen Reader: Supported

Print length : 136 pages

Lending : Enabled



## : Embracing the Versatility of Quilt Blocks

In the captivating realm of quilting, the inch and 12-inch quilt block stand out as foundational elements that ignite creativity and unlock endless design possibilities. These versatile blocks serve as building blocks for stunning quilts, inviting quilters of all skill levels to explore a world of color, pattern, and texture.

Whether you're a seasoned quilter or just starting your fabric-stitching journey, this comprehensive guide will empower you to master the inch and 12-inch quilt block. We'll delve into their versatility, provide detailed patterns, and guide you through step-by-step instructions to help you create beautiful quilts that will adorn your homes and warm your hearts.

## Chapter 1: Understanding the Inch and 12 Inch Quilt Block

## **1.1 Properties and Dimensions**

The inch quilt block, as its name suggests, measures a precise one inch in size. It is typically square or rectangular, offering a foundation for intricate and detailed piecing. On the other hand, the 12-inch quilt block is larger, providing ample space for bolder patterns and more complex designs.

These two quilt blocks offer quilters a range of options, from creating miniature masterpieces to crafting expansive and eye-catching quilts. The inch quilt block is ideal for intricate applique work, while the 12-inch quilt block allows for larger-scale motifs and bolder visual statements.

## **1.2 Versatility and Applications**

The inch and 12-inch quilt blocks are incredibly versatile, lending themselves to a myriad of quilt patterns and styles. They can be used individually or combined to form larger blocks, creating a harmonious blend of patterns and colors.

Quilters can experiment with different fabrics, such as cotton, linen, or silk, to achieve diverse textures and visual effects. The inch quilt block is particularly well-suited for intricate piecing techniques, such as broderie perse or English paper piecing, while the 12-inch quilt block provides a canvas for bolder geometric patterns or appliqued designs.

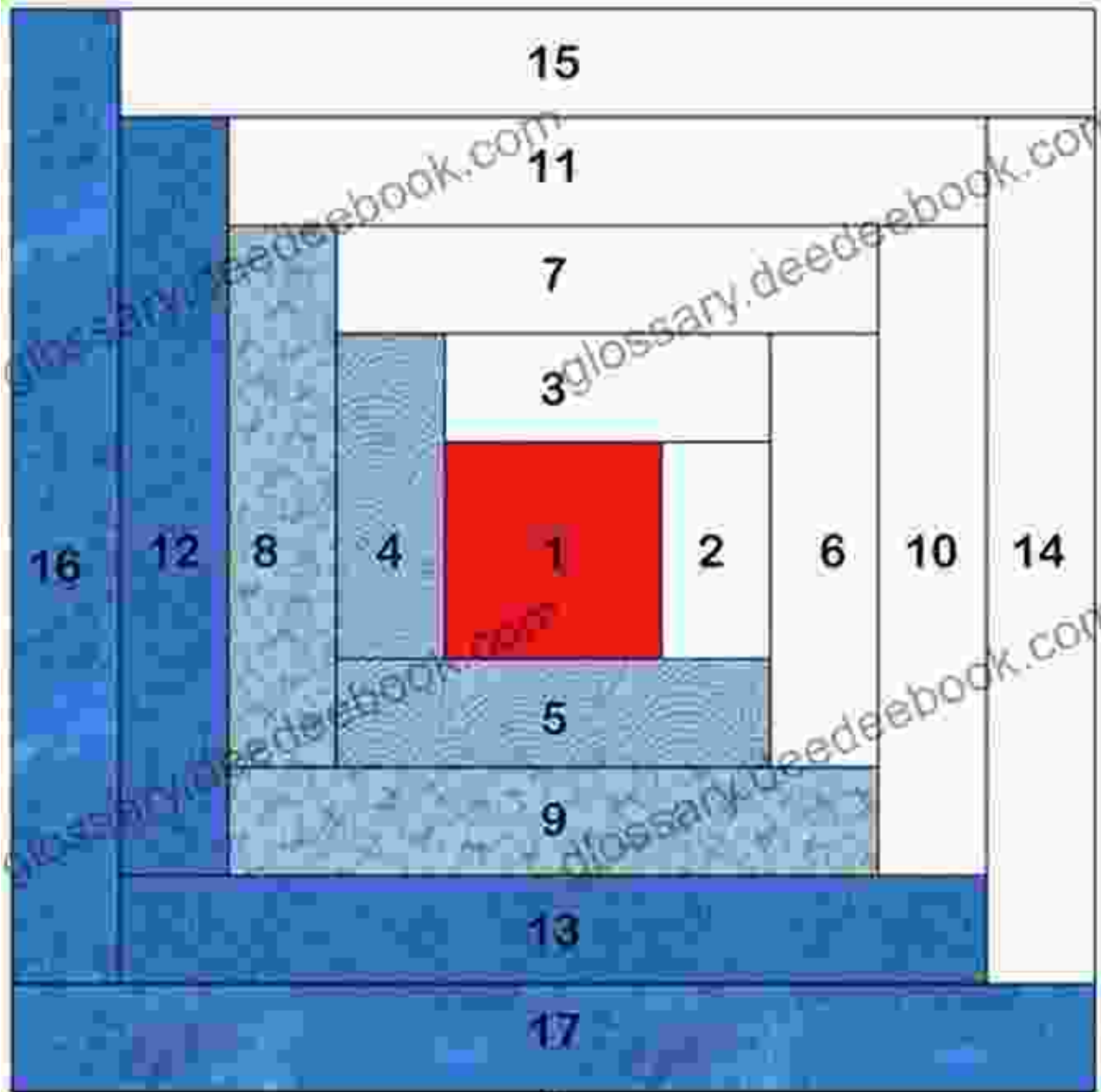
## **Chapter 2: Patterns and Instructions for Inch and 12 Inch Quilt Blocks**

### **2.1 Inch Quilt Block Patterns**

#### **2.1.1 Nine-Patch Block**

The nine-patch block is a classic and versatile inch quilt block. It is constructed from nine smaller squares, which can be arranged in various





## 2.2 12 Inch Quilt Block Patterns

### 2.2.1 Star Block


The star block is a popular 12-inch quilt block that is often used in traditional quilt patterns. It is made up of several smaller squares and triangles, which are sewn together to create a star shape.



### **2.2.2 Rail Fence Block**

The rail fence block is a simple yet effective 12-inch quilt block. It is made up of strips of fabric sewn together in a horizontal or vertical orientation, creating a fence-like pattern.





## 2.3 Step-by-Step Instructions

In this section, we will provide detailed step-by-step instructions for creating inch and 12-inch quilt blocks. Whether you are a beginner or an experienced quilter, these instructions will guide you through the process, ensuring successful results.

### Chapter 3: Inspiration and Ideas for Quilts

To spark your creativity, we have compiled a gallery of beautiful quilts that showcase the versatility of inch and 12-inch quilt blocks. These quilts illustrate how these blocks can be combined to create stunning and unique works of art.





This quilt, featuring bold 12-inch quilt blocks, demonstrates the impact of large-scale patterns.






## **: Embracing the Joy of Quilting**

The inch and 12-inch quilt block are fundamental building blocks in the world of quilting. Their versatility and adaptability empower quilters to create an endless array of quilts that reflect their personal styles and artistic expressions.

Whether you are a novice quilter eager to embark on your creative journey or a seasoned quilter seeking inspiration, this guide has provided you with the knowledge and resources to master the inch and 12-inch quilt block. Embrace the joy of quilting and let your creativity soar as you stitch these foundational elements into beautiful and meaningful works of art.



## Simple Quilt Pattern Blocks: 6 Inch and 12 Inch Quilt

**Block** by Beth Ann Strub

★★★★☆ 4.4 out of 5

Language : English

File size : 2551 KB

Screen Reader: Supported


Print length : 136 pages

Lending : Enabled



## Travesti Life in the Favela: An Exploration of Identity, Survival, and Resistance

In the bustling favelas of Brazil, travestis—transgender women—face a unique set of challenges and opportunities. They are often...



## **Corruption and Development in South Korea and the Philippines: A Comparative Analysis**

Corruption is a major problem in many developing countries. It can lead to a wide range of negative consequences, including economic stagnation,...