


The Comprehensive Guide to Mastering Rhythmic Saxophone Playing

The saxophone, an iconic instrument with its captivating sound and expressive capabilities, demands a refined approach to rhythmic playing. Embracing the intricacies of rhythm enriches your performance, allowing you to navigate complex grooves, ignite the dance floor with infectious melodies, and captivate your audience with each captivating note.



Jimmy Dorsey Saxophone Method : A School of Rhythmic Saxophone Playing by William Irwin

★★★★☆ 4.5 out of 5

Language : English

File size : 27393 KB

Text-to-Speech : Enabled

Screen Reader : Supported

Word Wise : Enabled

Print length : 96 pages



Laying the Foundation: Understanding Rhythm and its Elements

Rhythm, the backbone of music, governs the flow and organization of musical events. It encompasses several fundamental elements that serve as building blocks for rhythmic saxophone playing:

- **Beat:** The steady pulse that provides the underlying rhythmic framework.

- **Tempo:** The speed at which the beat occurs, measured in beats per minute (BPM).
- **Time Signature:** A numerical notation indicating the number of beats per measure and the type of note that receives one beat.
- **Meter:** The grouping of beats into recurring patterns, such as 4/4 (four beats per measure) or 3/4 (three beats per measure).

Techniques to Elevate Your Rhythmic Prowess

Mastering the saxophone requires a combination of technical proficiency and rhythmic understanding. Incorporate these techniques into your practice routine to enhance your rhythmic abilities:

Subdivision: Breaking Down the Beat

Subdivision involves dividing each beat into smaller units, such as eighth notes or sixteenth notes. This technique provides a precise framework for interpreting and articulating complex rhythms.

Syncopation: Adding Rhythmic Interest

Syncopation refers to placing accents on unexpected beats, creating a delightful contrast to the underlying pulse. This technique adds rhythmic intrigue and keeps your audience engaged.

Accents: Emphasizing the Beat

Accents are intentional emphasis placed on specific notes, reinforcing the rhythmic structure. By varying the intensity of your accents, you can shape the groove and add dynamic interest to your playing.

Ghost Notes: Adding Subtlety and Groove

Ghost notes are lightly played notes that fall between the main beats, adding subtle rhythmic complexity and groove to your performance. These notes enhance the overall rhythmic texture.

Exercises to Hone Your Rhythm Skills

Regular practice is essential for developing your rhythmic proficiency. Here are a few exercises to incorporate into your routine:

Metronome Practice: Achieving Precision

Practicing with a metronome helps you internalize the beat and improve your rhythmic accuracy. Start with a slow tempo and gradually increase it as your skills progress.

Scale and Arpeggio Exercises: Applying Rhythm to Melody

Incorporate rhythm into your scale and arpeggio exercises. Experiment with different subdivisions and syncopated patterns to improve your rhythmic dexterity in all keys.

Rhythm Charts: Deciphering Complex Rhythms

Rhythm charts provide a visual representation of rhythmic patterns. Use these charts to analyze and practice challenging rhythms, expanding your rhythmic vocabulary.

Exploring Rhythmic Styles and Grooves

The saxophone shines in a diverse range of musical styles, each with its unique rhythmic characteristics:

Jazz: Swing, Bebop, and Beyond

Jazz saxophone playing demands a profound understanding of syncopation, improvisation, and the ever-present swing feel.


Blues: Grooves and Soulful Expressions

Blues saxophone playing emphasizes soulful phrasing, rhythmic variations, and the interplay of accents and ghost notes.

Funk: Infectious Grooves and Rhythmic Complexity

Funk saxophone playing is characterized by infectious grooves, complex subdivisions, and rhythmic interplay with other instruments.

Embracing rhythmic saxophone playing is a transformative journey that enriches your musical expression and captivates your audience. By understanding rhythm's fundamental elements, implementing proven techniques, and practicing diligently, you will unlock the rhythmic prowess that sets great saxophone players apart. Remember, the path to rhythmic mastery is paved with dedication, passion, and the unwavering pursuit of excellence.



Jimmy Dorsey Saxophone Method : A School of Rhythmic Saxophone Playing by William Irwin

★★★★☆ 4.5 out of 5

Language : English

File size : 27393 KB

Text-to-Speech : Enabled

Screen Reader : Supported

Word Wise : Enabled

Print length : 96 pages

FREE


DOWNLOAD E-BOOK





Travesti Life in the Favela: An Exploration of Identity, Survival, and Resistance

In the bustling favelas of Brazil, travestis—transgender women—face a unique set of challenges and opportunities. They are often...



Corruption and Development in South Korea and the Philippines: A Comparative Analysis

Corruption is a major problem in many developing countries. It can lead to a wide range of negative consequences, including economic stagnation,...