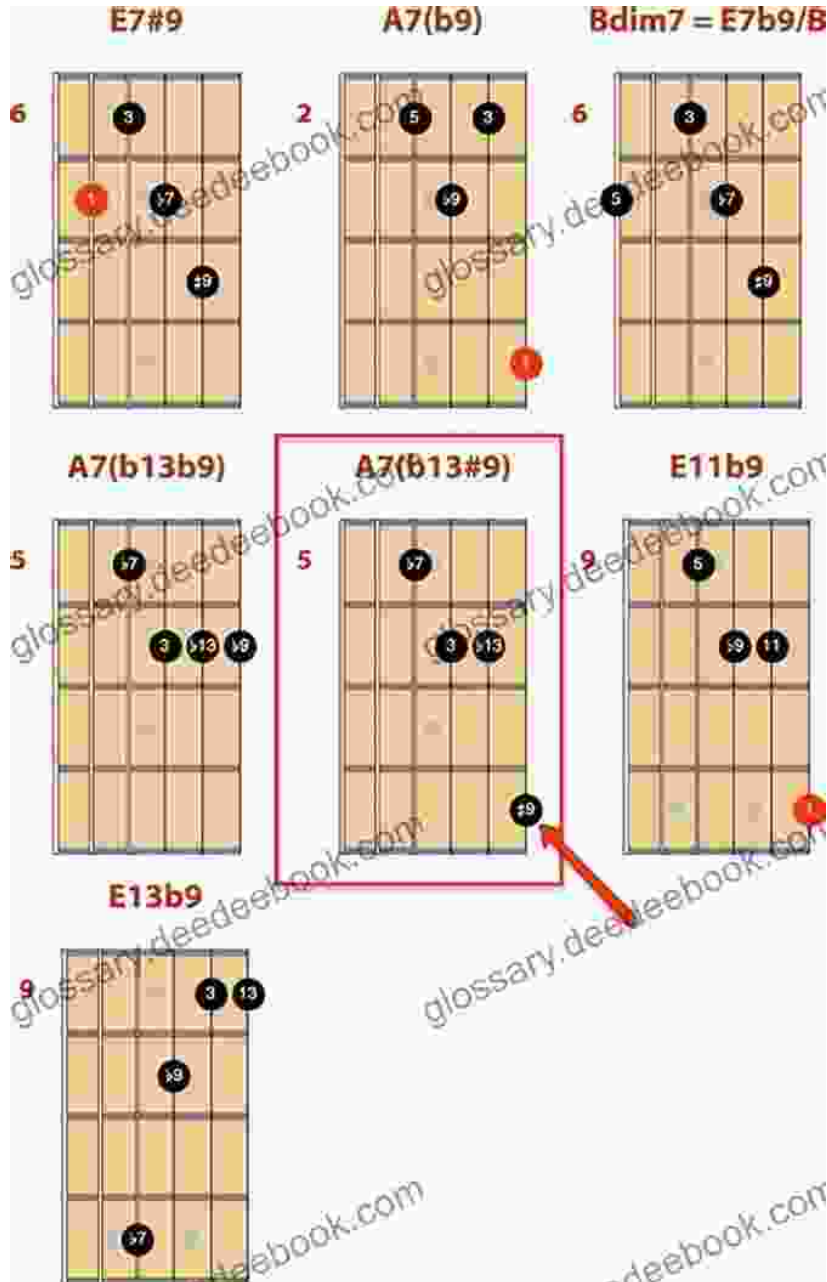



Jazz Guitar Chord Melody Solos: A Comprehensive Guide for Jazz Guitarists



:

Chord melody solos are a quintessential element of jazz guitar. They combine the harmonic and rhythmic elements of a chord progression with

the melodic lines of a lead instrument, creating a rich and complex musical tapestry. Mastering the art of chord melody solos is essential for any aspiring jazz guitarist, as it allows them to explore their creativity and express their musicality in a truly captivating and sophisticated manner.



Jazz Classics: Jazz Guitar Chord Melody Solos

by Todd Rice

★★★★☆ 4.2 out of 5

Language : English

File size : 15419 KB

Text-to-Speech : Enabled

Enhanced typesetting : Enabled

Print length : 48 pages

Screen Reader : Supported



The Anatomy of a Chord Melody Solo:

A chord melody solo is fundamentally composed of three components:

1. **Chord voicings:** These are the harmonic foundations of the solo, providing the underlying structure and progression of the music.
2. **Bass line:** This is the melodic line that outlines the root or bass notes of the chords, providing the rhythmic and harmonic framework.
3. **Melody:** This is the primary melodic line that is played over the chord voicings and bass line, creating the main theme and musical interest of the solo.

Developing Chord Melody Voicings:

The first step in creating effective chord melody solos is to develop a repertoire of chord voicings that are both musically rich and technically feasible. These voicings should be:

- **Harmonically coherent:** They should harmonize well with the melody and bass line, creating a cohesive musical sound.
- **Voiceable:** They should be playable on the guitar in a comfortable and efficient manner.
- **Inversions:** Utilizing different inversions of chords can add variety and interest to the voicings.
- **Extensions:** Adding extensions (such as 9ths, 11ths, and 13ths) to the chords can provide a more complex and sophisticated harmonic foundation.

Creating a Melodic Bass Line:

The bass line is responsible for grounding the solo and providing a strong rhythmic foundation. It should be:

- **Syncopated:** The bass line should not always follow the rhythmic pattern of the melody, but rather create its own rhythmic independence.
- **Melodic:** The bass line should be a melodic line in its own right, adding interest and complexity to the solo.
- **Harmonically supportive:** The bass line should outline the root or bass notes of the chords, supporting the harmonic progression.

Crafting a Compelling Melody:

The melody is the primary expression of the soloist's musical creativity and personality. It should be:

- **Thematic:** The melody should be a memorable and recognizable musical idea that forms the core of the solo.
- **Develop:** The melody should evolve and develop throughout the solo, creating a sense of musical journey and progression.
- **Interplay:** The melody should interact dynamically with the chord voicings and bass line, creating a cohesive and engaging musical experience.

Additional Techniques for Chord Melody Solos:

In addition to the core components of chord melody solos, there are several additional techniques that can be employed to enhance their sophistication and musical appeal:

- **Embellishments:** Embellishments such as trills, bends, and slides can add ornamentation and expressiveness to the melody.
- **Counterpoint:** Employing counterpoint (playing two or more independent melodic lines simultaneously) can add complexity and interest to the solo.
- **Arpeggiation:** Arpeggiating the chords can create a more rhythmic and dynamic sound, especially when combined with the bass line.
- **Improvisation:** The ability to improvise over the chord melody progression allows the soloist to explore their creativity and create unique and spontaneous solos.


Practice and Development:

Mastering chord melody solos requires dedicated practice and a focused developmental approach:

- **Ear training:** Develop your ear training skills to internalize the sound of chord melody solos and identify the harmonic and melodic components.
- **Technical exercises:** Practice exercises that focus on developing your technical proficiency in chord voicings, bass lines, and melodic playing.
- **Transcription:** Transcribing solos from your favorite jazz guitarists can provide valuable insights into their techniques and musical approaches.
- **Regular performance:** Performing chord melody solos in front of an audience or in a recording setting can help you build confidence and refine your technique.

:

Jazz guitar chord melody solos are a challenging but incredibly rewarding aspect of jazz guitar playing. By understanding the anatomy of these solos, developing a repertoire of chord voicings, creating a melodic bass line, crafting a compelling melody, and utilizing additional techniques, you can unlock your musical creativity and express yourself in a truly captivating manner. With dedicated practice and a focused developmental approach, you can master the art of chord melody solos and become a proficient and expressive jazz guitarist.



Jazz Classics: Jazz Guitar Chord Melody Solos

by Todd Rice


★★★★☆ 4.2 out of 5

Language : English
File size : 15419 KB
Text-to-Speech : Enabled
Enhanced typesetting : Enabled
Print length : 48 pages
Screen Reader : Supported



Travesti Life in the Favela: An Exploration of Identity, Survival, and Resistance

In the bustling favelas of Brazil, travestis—transgender women—face a unique set of challenges and opportunities. They are often...



Corruption and Development in South Korea and the Philippines: A Comparative Analysis

Corruption is a major problem in many developing countries. It can lead to a wide range of negative consequences, including economic stagnation,...