


Easy Recipes To Make Your Own Natural Hand Sanitizers And Disinfectant Wipes

With the increasing concern over the spread of germs and viruses, it's more important than ever to keep your hands and surfaces clean. While commercial hand sanitizers and disinfectant wipes are readily available, they can be expensive and often contain harsh chemicals.



HAND SANITIZER DIY: Easy Recipes to Make Your Own Natural Hand Sanitizers and Disinfectant Wipes at Home. (Homemade Hand Sanitizer, do-it-yourself, kills ... germs, viruses, bacteria, alcohol-based)

by Samantha Greene

★★★★★ 5 out of 5

Language : English
File size : 1567 KB
Text-to-Speech : Enabled
Screen Reader : Supported
Enhanced typesetting: Enabled
Print length : 29 pages
Lending : Enabled



Fortunately, it's easy to make your own natural hand sanitizers and disinfectant wipes using simple, everyday ingredients. Here are a few recipes to get you started.

Natural Hand Sanitizer Recipes

1. **70% isopropyl alcohol:** This is the most effective ingredient for killing germs and viruses. You can find it at most drugstores and supermarkets.
2. **Aloe vera gel:** This will help to soothe and moisturize your skin.
3. **Essential oils (optional):** Essential oils can add a pleasant scent to your hand sanitizer and may also have antibacterial and antiviral properties. Some popular choices include lavender, tea tree oil, and eucalyptus oil.

To make your own natural hand sanitizer, simply combine the following ingredients in a clean spray bottle:

- 2/3 cup 70% isopropyl alcohol
- 1/3 cup aloe vera gel
- 5-10 drops essential oils (optional)

Shake well before using. To use, simply spray a small amount onto your hands and rub together until dry.

Natural Disinfectant Wipe Recipes

1. **White vinegar:** White vinegar is a natural disinfectant that can kill a wide range of bacteria and viruses.
2. **Water:** You can use tap water or distilled water.
3. **Essential oils (optional):** Essential oils can add a pleasant scent to your disinfectant wipes and may also have antibacterial and antiviral properties.

To make your own natural disinfectant wipes, simply combine the following ingredients in a sealable container:

- 1 cup white vinegar
- 1 cup water
- 5-10 drops essential oils (optional)


Shake well before using. To use, simply dip a clean cloth or paper towel into the solution and wipe down surfaces as needed.

Tips

- Be sure to label your homemade hand sanitizers and disinfectant wipes clearly.
- Store your homemade hand sanitizers and disinfectant wipes in a cool, dark place.
- Do not use homemade hand sanitizers or disinfectant wipes on open wounds.
- If you have any skin irritation, discontinue use and consult a doctor.

Making your own natural hand sanitizers and disinfectant wipes is a great way to save money and reduce your exposure to harsh chemicals. With just a few simple ingredients, you can create effective cleaning products that are safe for your family and the environment.

HAND SANITIZER DIY: Easy Recipes to Make Your Own Natural Hand Sanitizers and Disinfectant Wipes at Home. (Homemade Hand Sanitizer, do-it-yourself, kills



... germs, viruses, bacteria, alcohol-based)

by Samantha Greene


★★★★★ 5 out of 5

Language : English
File size : 1567 KB
Text-to-Speech : Enabled
Screen Reader : Supported
Enhanced typesetting : Enabled
Print length : 29 pages
Lending : Enabled



Travesti Life in the Favela: An Exploration of Identity, Survival, and Resistance

In the bustling favelas of Brazil, travestis—transgender women—face a unique set of challenges and opportunities. They are often...



Corruption and Development in South Korea and the Philippines: A Comparative Analysis

Corruption is a major problem in many developing countries. It can lead to a wide range of negative consequences, including economic stagnation,...