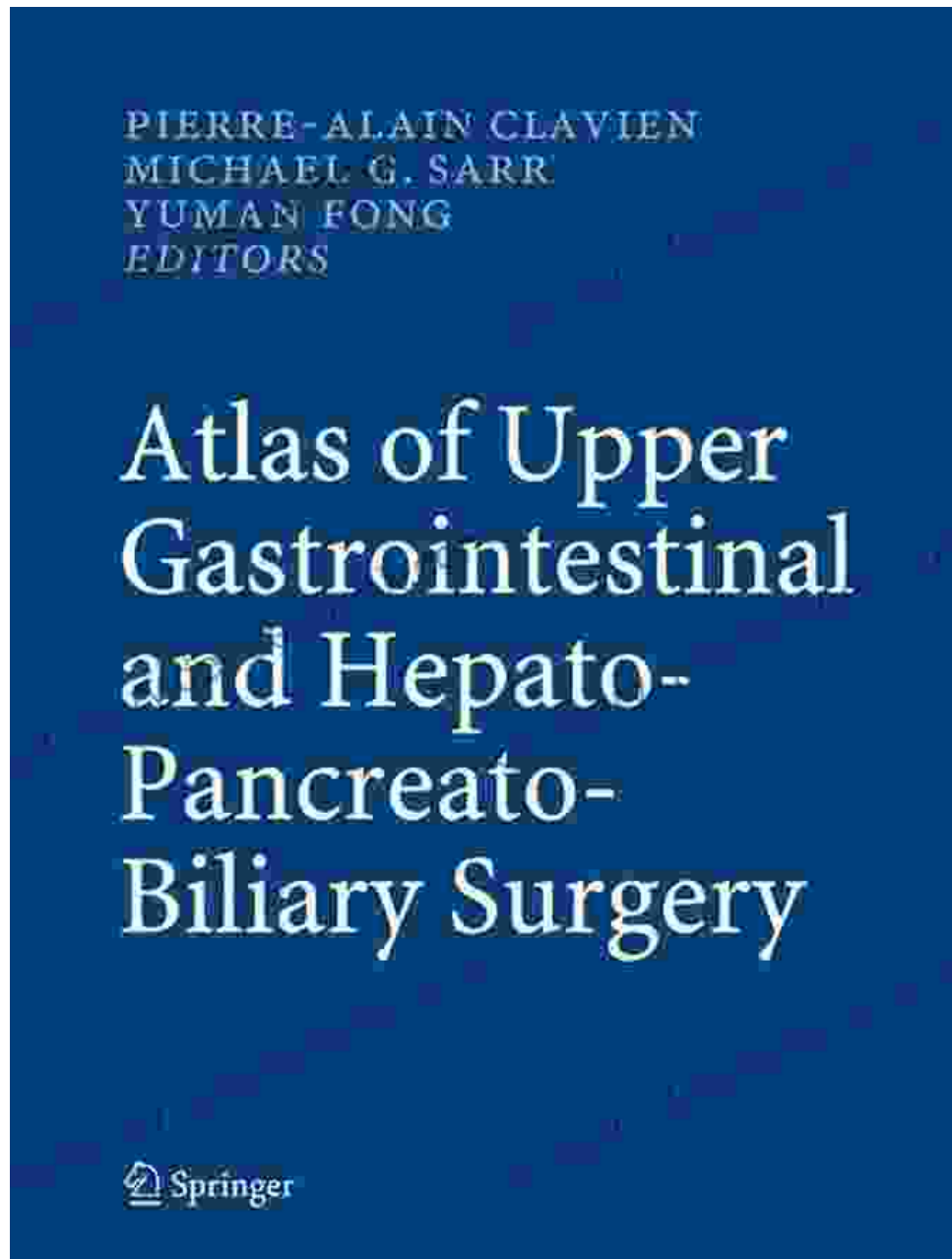



# Atlas of Upper Gastrointestinal and Hepato Pancreato Biliary Surgery: A Comprehensive Guide for Surgeons



The Atlas of Upper Gastrointestinal and Hepato Pancreato Biliary Surgery is a comprehensive and authoritative guide to the surgical management of

diseases of the upper gastrointestinal tract, liver, pancreas, and biliary system. This atlas is a valuable resource for surgeons of all levels of experience, providing detailed descriptions of surgical techniques, illustrations of key anatomical structures, and expert commentary on the latest advances in the field.



## Atlas of Upper Gastrointestinal and Hepato-Pancreato-Biliary Surgery by Bill McKeeman

★★★★★ 5 out of 5

Language : English  
File size : 117743 KB  
Text-to-Speech : Enabled  
Enhanced typesetting : Enabled  
Print length : 1734 pages  
Screen Reader : Supported



### Key Features

- **Over 1,200 high-quality illustrations** provide a clear and concise visual guide to surgical anatomy and techniques.
- **Step-by-step descriptions of surgical procedures**, from preoperative planning to postoperative care, ensure that surgeons have all the information they need to perform safe and effective surgeries.
- **Expert commentary from leading surgeons** in the field provides insights into the latest advances in surgical techniques and management strategies.

- **Coverage of a wide range of surgical procedures**, including gastrectomy, esophagectomy, pancreaticoduodenectomy, and liver transplantation, makes this atlas an essential reference for any surgeon who performs upper gastrointestinal and hepatopancreatobiliary surgery.


## **Benefits of Using the Atlas**

The Atlas of Upper Gastrointestinal and Hepato Pancreato Biliary Surgery offers a number of benefits for surgeons, including:

- **Improved surgical outcomes:** By providing surgeons with detailed descriptions of surgical techniques and illustrations of key anatomical structures, the atlas helps surgeons to improve their surgical outcomes.
- **Reduced risk of complications:** The atlas provides surgeons with information on the potential risks and complications associated with each surgical procedure, helping them to avoid these complications and improve patient safety.
- **Increased efficiency:** The atlas provides surgeons with a quick and easy way to find the information they need to perform safe and effective surgeries, increasing their efficiency and productivity.
- **Enhanced knowledge and skills:** The atlas provides surgeons with expert commentary on the latest advances in surgical techniques and management strategies, helping them to stay up-to-date on the latest developments in the field.

The Atlas of Upper Gastrointestinal and Hepato Pancreato Biliary Surgery is a valuable resource for surgeons of all levels of experience. This atlas

provides detailed descriptions of surgical techniques, illustrations of key anatomical structures, and expert commentary on the latest advances in the field. By using this atlas, surgeons can improve their surgical outcomes, reduce the risk of complications, increase their efficiency, and enhance their knowledge and skills.



## Atlas of Upper Gastrointestinal and Hepato-Pancreato-Biliary Surgery by Bill McKeeman

★★★★★ 5 out of 5

Language : English  
File size : 117743 KB  
Text-to-Speech : Enabled  
Enhanced typesetting : Enabled  
Print length : 1734 pages  
Screen Reader : Supported

FREE

DOWNLOAD E-BOOK



## Travesti Life in the Favela: An Exploration of Identity, Survival, and Resistance

In the bustling favelas of Brazil, travestis—transgender women—face a unique set of challenges and opportunities. They are often...



## **Corruption and Development in South Korea and the Philippines: A Comparative Analysis**

Corruption is a major problem in many developing countries. It can lead to a wide range of negative consequences, including economic stagnation,...